



# 产品规格承认书



## SPECIFICATION FOR APPROVAL

供应商:

SUPPLIER: 广州市雅睿普电子有限公司

电话:

TEL: (020) 85559690 85559620

传真:

FAX: (020) 85521130

地址: 广州市番禺区兴业大道南村镇江南工业  
一区二横路 13 号

ADDRESS: No.13 2 transverse RD,JiangNan  
First Indust Park,XingYe avenue  
Panyu Guangzhou

客户名称:

CUSTOMER: \_\_\_\_\_

产品名称:

PRODUCT NAME: POWER SUPPLY

规格型号:

MODEL DETAIL: PLM-U40S60

供方签章:

SUPPLIER:

需方签章:

CUSTOMER:

日期:

DATE:

日期:

DATE:

说明 explain:

备注: 承认签章后请回复一份承认书(或复印件)给我司, 其余由贵司留作存盘。如果在签章的承认书(或复印件)回复我司之前, 下了有关此零件的订单且又无特别说明, 那么我司就确定贵司已完全承认了。

**Please return one specification or one copy of it with your chop and signature of approval and retain the others for your record. In the event of an order being placed for this part number before the chop and signed with specification (or copy) is returned and without special explanation, it will be assumed that full approval have been given.**

## MODEL: PLM-U40S60

### Features:

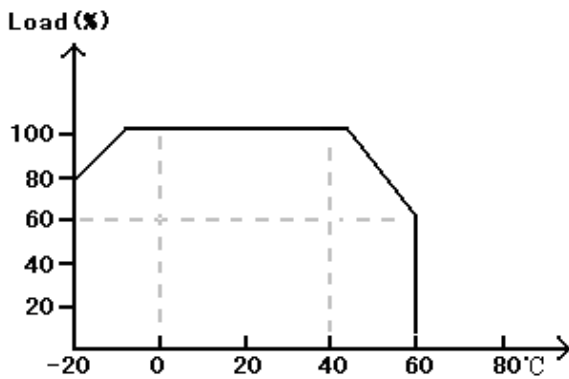
- Universal AC input / Full range
- EMI filter build-in, Class II
- Build-in PFC, PF  $\geq 0.9@230$ (Type)
- Protections: SCP /OCP/OVP
- CC. CV mode, Meet IP 67
- Low working temperature, high reliability, high efficiency
- 100% full load burn-in test
- 2 years warranty



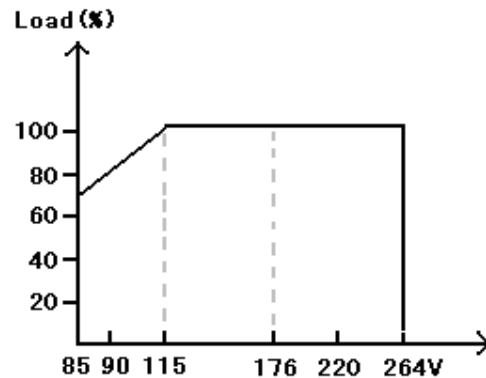
Net weight : 147g (No Epoxy Potting)

Net weight : 267g (Epoxy Potting)

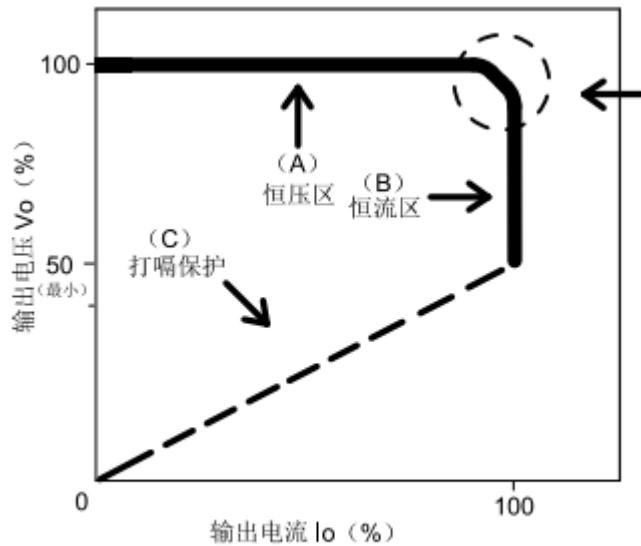
Temperature- load curve



Input voltage- load curve



**CC.CV Mode Driver curve:**



在恒流区,驱动器的最高输入电压取决于终端系统的配置。  
如有搭配使用问题请洽询本司。

LED电源 I-V曲线

SPECIFICATION:

输入 INPUT	电压 (VOLTAGE)	100~240VAC	
	启动电压 (START VOLTAGE)	90VAC	
	频率 (FREQUENCY)	47~63Hz	
	最大输入电流 ( $I_{max}$ )	0.57A	
	启动冲击电流 (INRUSH CURRENT)	$\leq 40A @ 230VAC, \leq 15A @ 110VAC$ FULL LOAD	
	功率因数 (POWER FACTOR)	$\geq 0.9 @ 230V AC, \geq 0.97 @ 115V AC$	
输出 OUTPUT	电压 (V) (OUT VOLTAGE)	CH1	CH2
		60V	—
	电流 (A) (CURRENT)	0.7A	
	电压调整率(%) (LINE REGULATION)	0.17%	
	电流调整率(%) (LOAD REGULATION)	1.5%	
	纹波(0~20MHz) (RIPPLE P-P)	$\leq 5.0V$	
	输出功率 (OUT POWER)	42W	
	效率 (EFFICIENCY)	89%	
	电压调整范围 (VOLTAGE ADJ)	30-60V	
	启动时间 (START TIME)	$\leq 1.8S @ 230VAC \leq 4.3S @ 110VAC$	
保持时间 (HOLD TIME)	$\geq 25ms @ 230VAC \geq 12ms @ 110VAC$		
保护功能 PROTECTION	过流保护 (O.C.P)	0.7A (95%-105%)	
	过压保护 (O.V.P)	$>105\%$ Limiting voltage	
	短路保护 (SHORT)	Hiccup Auto Recovery	
绝缘强度 ISOLATION	输入——输出 (INPUT-OUTPUT)	3.0KVAC/min	
	输入——地 (INPUT-FG)	/	
	输出——地 (OUTPUT-FG)	/	
绝缘阻抗 ISO RESISTANCE	输入——输出 (INPUT-OUTPUT)	$>50M\Omega / 500VDC$	
	输入——地 (INPUT-FG)	/	
	输出——地 (OUTPUT-FG)	/	
漏电流 (LEAKAGE CURRENT)		/	
接地电阻 (EARTH RESISTANCE)		/	
安全标准 (SAFETY)		EN60950 GB4943 UL60950	



谐波 (harmonic)			GB17625.1 CLASS D
电磁兼容 EMC	电磁 干扰 (EMI)	传导干扰 (EMI)	FCC.PART15.CLASS B EN55022 CLASS B
		辐射干扰 (EMI)	FCC.PART15.CLASS B EN55022 CLASS B
	电磁 抗扰 (EMS)	快速脉冲群 (EFT)	GB/T 17626.4 LEVEL3 EN61000-4-4 LEVEL3
		雷击 (SURGE)	GB/T 17626.5 LEVEL3 EN61000-4-5 LEVEL3
环 境 ENVIRONMENT	工作环境 (WORKING TEMP)		0~45°C 100%LOAD >45°C 60%LOAD
	储存温度 (STORE TEMP)		-20°C~85°C
电源温升 TEMP RISE	满载输出、温升低于多少		<K50
结构尺寸 SIZE	长×宽×高 (L*W*H)		140mm*42mm*30mm

## EMC DATA:

### 1、 EMI

RE/CE	EN55022 CLASS A
Harmonics Current	EN61000-3-2

### 2、 EMS

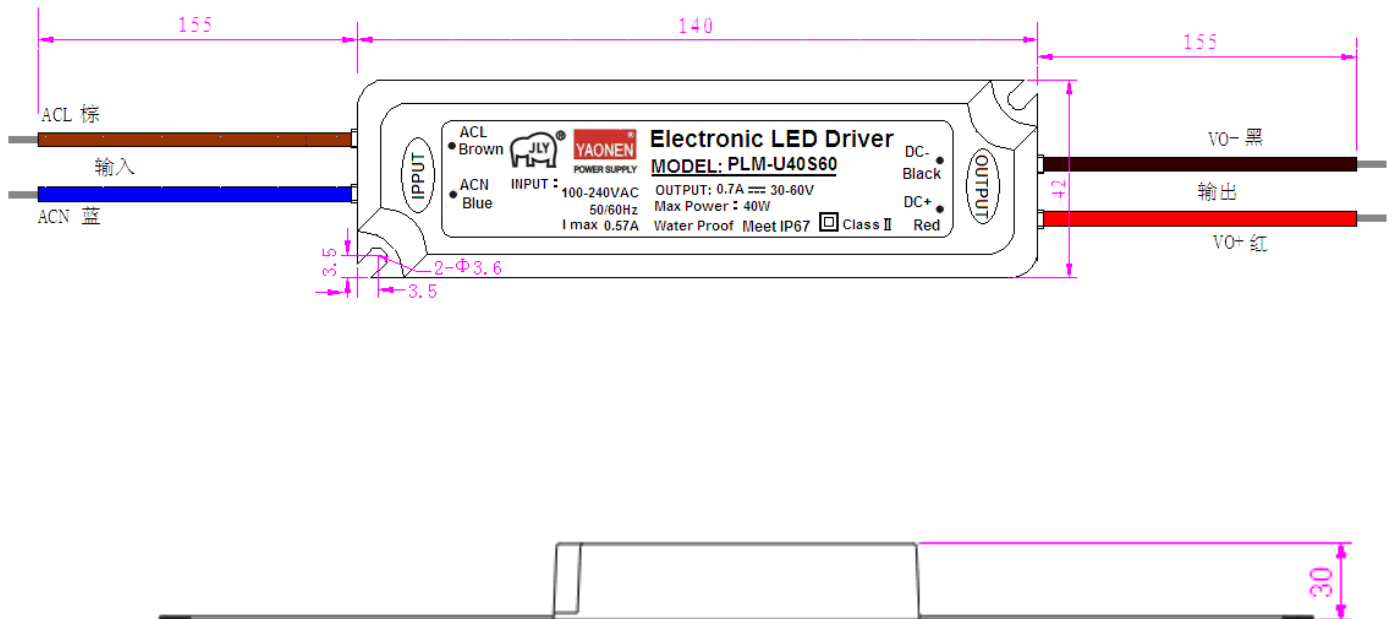
ESD	EN61000-4-2	Air:8KV Contact:4KV	Criteria A
RS	EN61000-4-3	80MHz~1GHz 3V/m	Criteria A
EFT	EN61000-4-4	5KHz AC=1KV	Criteria A
Surge Test	EN61000-4-5	1.2/50us AC: ±2KV 8/50us	Criteria A
CS	EN61000-4-6	0.15MHz-80MHz 3V/m	Criteria A
Voltage dips	EN61000-4-8	30% 10ms 60% 100ms	Criteria A



		>95% 5000ms	
Power Frequency Magnetic Field	EN61000-4-11	50Hz 30A/m	Criteria A
RF Electromagnetic Field pulse modulated	ENV50204	900 ± 5MHz 200Hz 3V/m, 50%Duty cycle	Criteria A

build in dimension

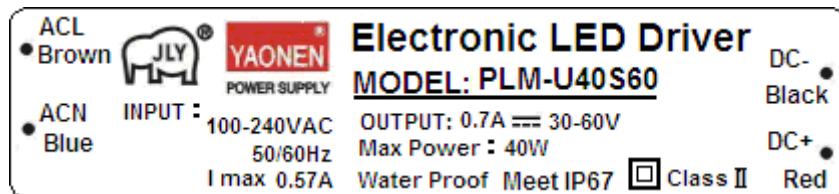
unit: mm

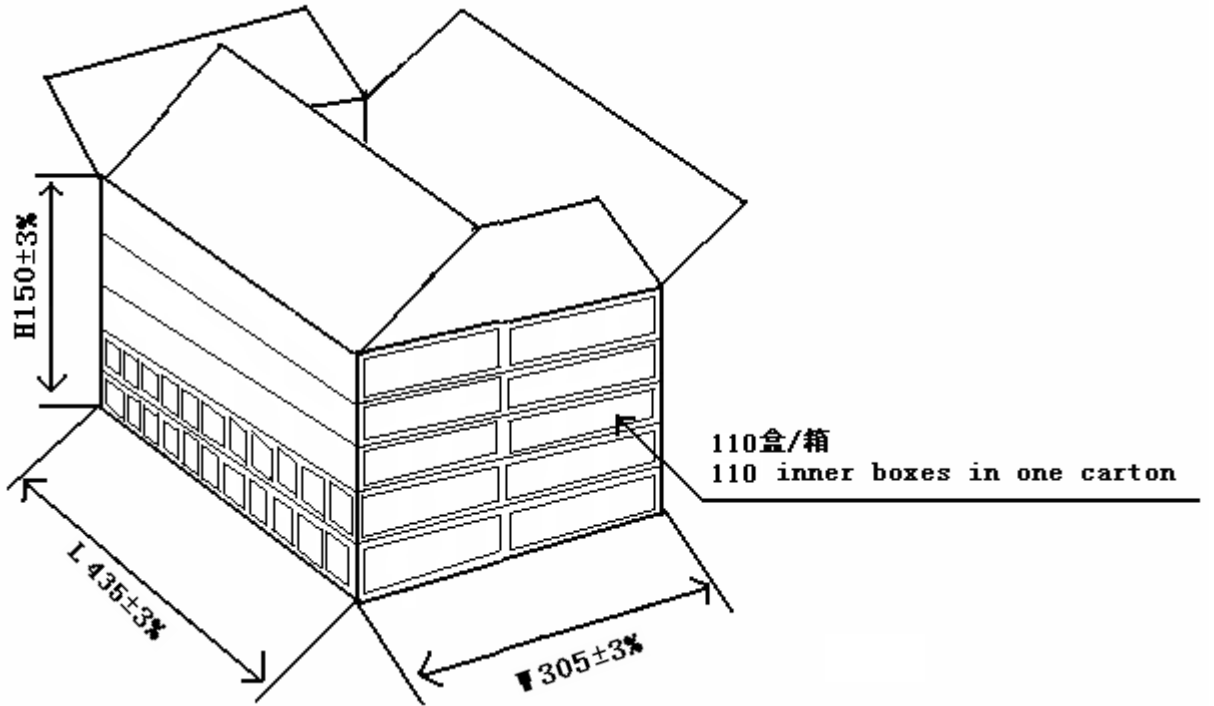




## MODEL: PLM-U40S60

Spec Label      Connector define



**Packing****unit: mm****Inner Box plane**